



METAL ROOFING SUPPLY

501-728-2122

metalroofingsupply.org



RESIDENTIAL & COMMERCIAL TRIM PROFILE CATALOG



CONSTRUCTION BY: STEVENS COMMERCIAL & RESIDENTIAL CONTRACTORS



Make it last with metal!

SEARCY

501.268.7174

BATESVILLE

870.251.3511

GREENBRIER

501.581.0127

MAYFLOWER

501.470.9423

BRYANT

501.847.2323

JACKSONVILLE

501.241.1058

RUSSELLVILLE

479.967.2668

JONESBORO

870.933.2009

STEPROCK

501.728.2122

HEBER SPRINGS

501-362-2000

PINE BLUFF

870-534-7663



METAL ROOFING SUPPLY

- ✓ *High Quality Metal*
- ✓ *Friendly Service*
- ✓ *Quick Delivery*
- ✓ *Lowest Prices!*

METAL ROOFING SUPPLY has been supplying metal to Central Arkansas and surrounding areas for over 15 years. We provide a friendly environment, clean atmosphere and quality products. Our customers have come to depend on us because we are a manufacturer and can have their products completed within 48 hours at our plant.

Although we do not install, we do have names of professional installers for whom we may provide numbers.

We believe in providing our customers with the best quality metal at the lowest prices.



*Serving Central Arkansas
for over 15 years!*

METALROOFINGSUPPLY.ORG



CONSTRUCTION BY: STEVENS COMMERCIAL & RESIDENTIAL CONTRACTORS

RESIDENTIAL & COMMERCIAL TRIM COMPONENTS

Diagram above shows various flashings commonly used on most roofs. Exact flashings you need will vary by your roof and type of metal roofing you are using. Please speak to one of our Sales Representatives for help answering any questions regarding ordering correct trim components.

Ridge Cap _____ 1

Rake _____ 2

Hip Cap _____ 3

Eave _____ 4

Endwall _____ 5

Valley _____ 6

Sidewall _____ 7

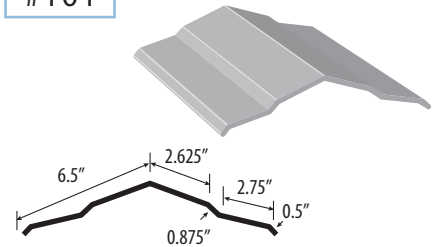
RESIDENTIAL TRIM PROFILES

Metal roofs provide a distinctive design to your home's exterior, they are extremely durable and will last for years.

Metal Roofing Supply offers a variety of color, panel and trim options to give you the look you want. If you have any questions please contact one of our sales representatives and they will be happy to assist you.

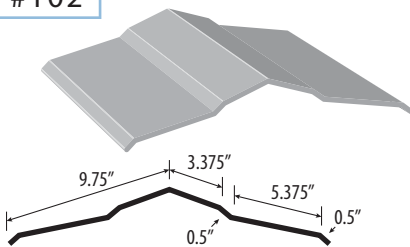
RIDGE CAP

#101



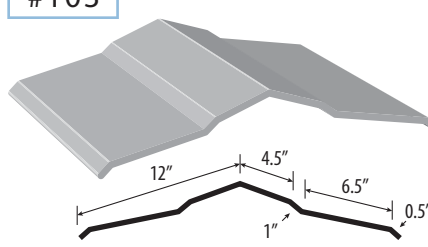
EXTRA WIDE RIDGE CAP

#102



BIG MAC RIDGE CAP

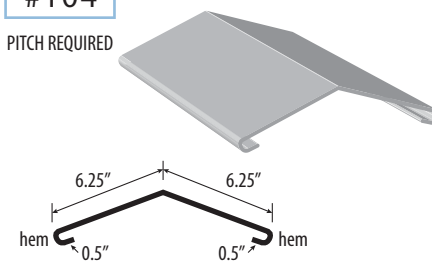
#103



HIP CAP

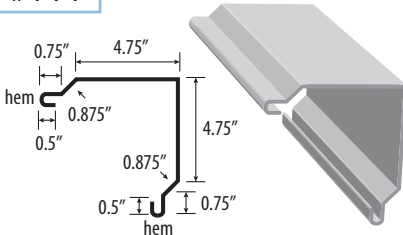
#104

PITCH REQUIRED



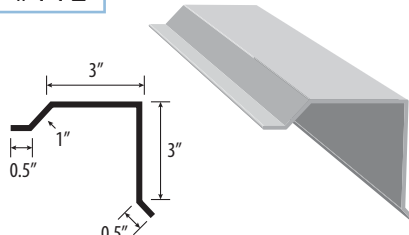
RAKE & CORNER

#111



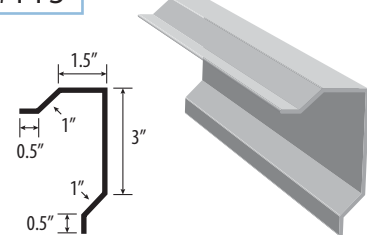
RESIDENTIAL RAKE

#112



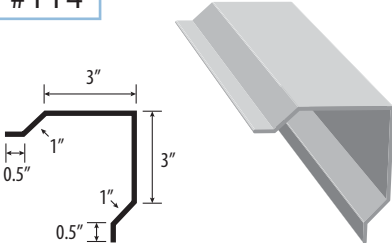
NARROW RAKE

#113



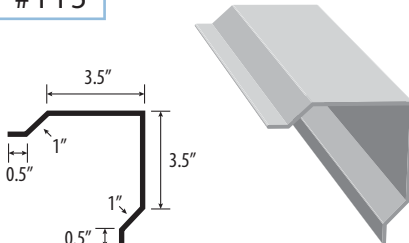
4.5" RAKE

#114



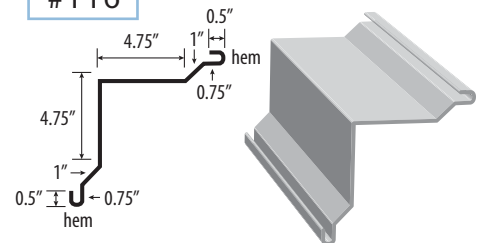
5" RAKE

#115



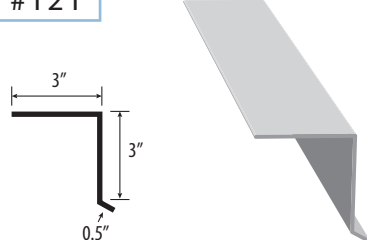
INSIDE CORNER

#116



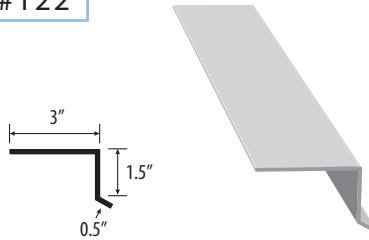
RESIDENTIAL EAVE

#121



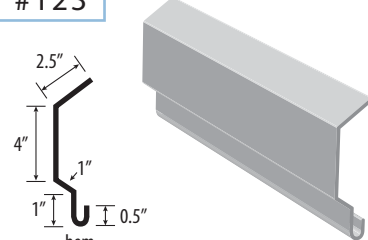
SHORT RESIDENTIAL EAVE

#122



FASCIA

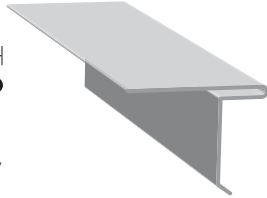
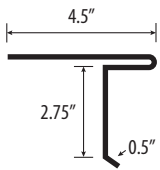
#123






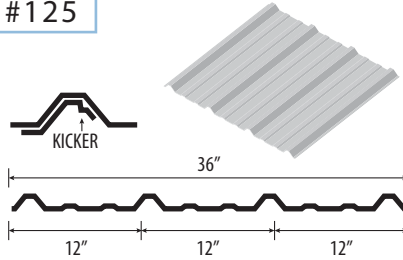
T-DRIP

#124



4 RIB APEX PANEL

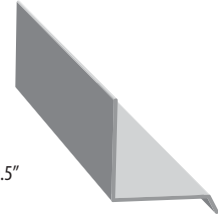
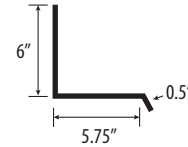
#125



ENDWALL


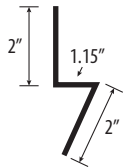
#131

PITCH REQUIRED



RAT GUARD

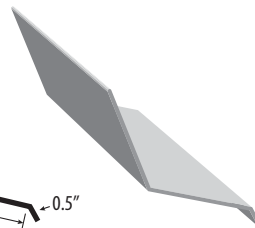
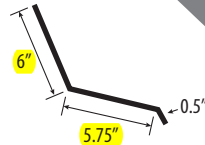
#171



PITCH BREAK


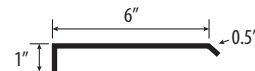
#132

PITCH REQUIRED



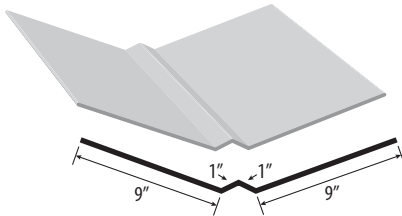
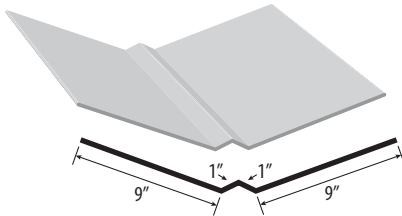
J ENDWALL

#133



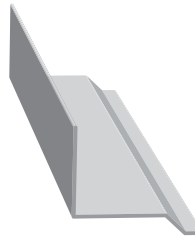
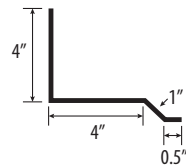
VALLEY

#151



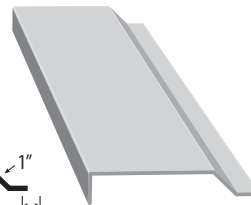
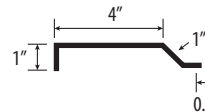
SIDEWALL

#141




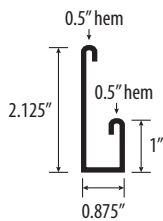
J SIDEWALL

#142




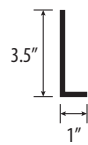
J TRIM

#161




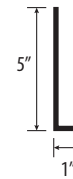
JAM TRIM

#181




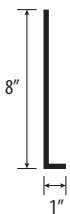
JAM TRIM

#182




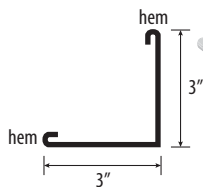
JAM TRIM

#183




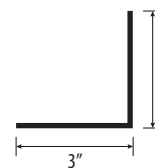
3X3 W/HEM

#191



3X3 NO HEM

#192



COMMERCIAL TRIM PROFILES

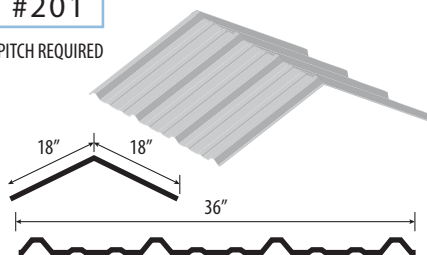
Metal roofs provide a distinctive design to your business' exterior, they are extremely durable and will last for years.

Metal Roofing Supply offers custom made trim if needed, because we are a manufacturer we can have your order ready within 48 hours. Custom trim is cut to 10' long and maximum width is 42". Please contact any of our locations for assistance.

"R" FORMED RIDGE

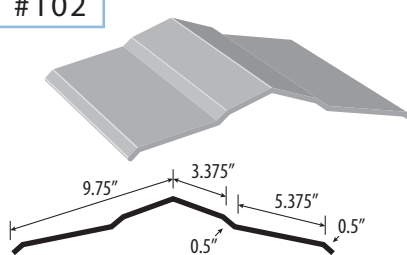
#201

PITCH REQUIRED



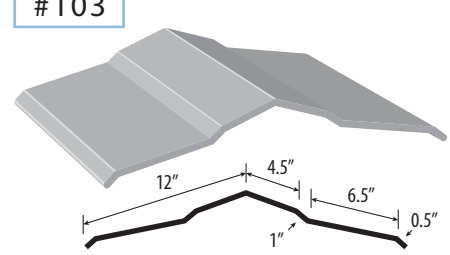
EXTRA WIDE RIDGE CAP

#102



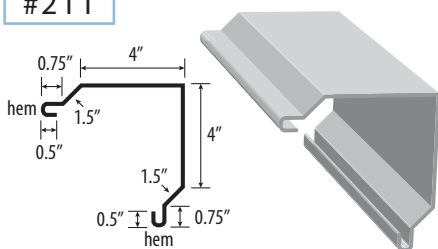
BIG MAC RIDGE CAP

#103



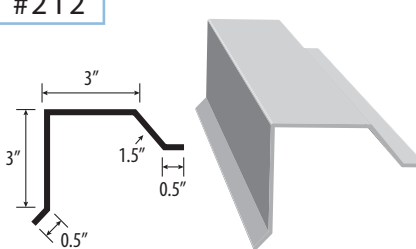
"R" RAKE CORNER

#211



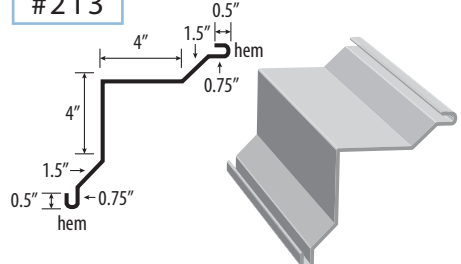
"R" RESIDENTIAL RAKE

#212



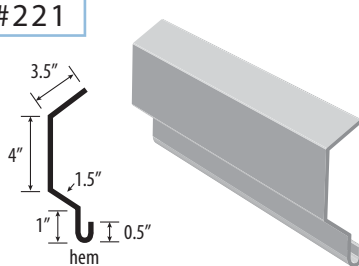
"R" INSIDE CORNER

#213



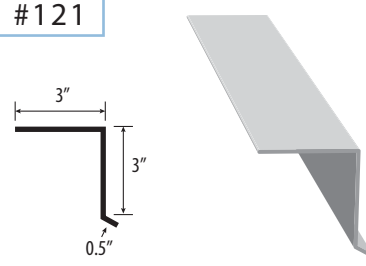
"R" FASCIA

#221



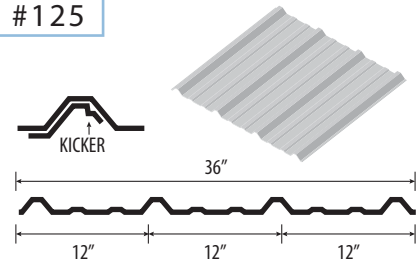
RESIDENTIAL EAVE

#121



4 RIB APEX PANEL

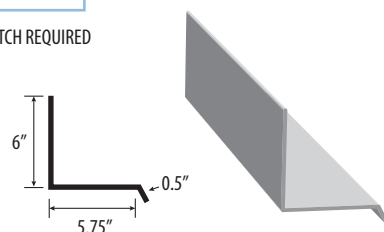
#125



ENDWALL

#131

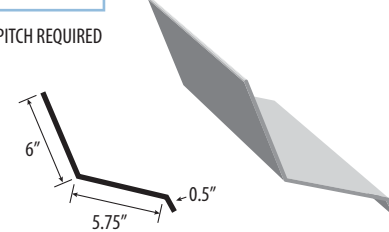
PITCH REQUIRED



PITCH BREAK

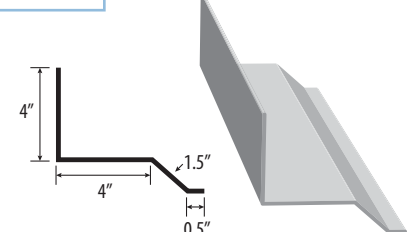
#132

PITCH REQUIRED



"R" SIDEWALL

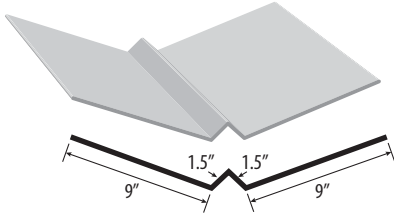
#241






"R" VALLEY

#251



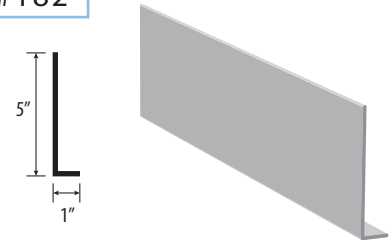
JAM TRIM

#181




JAM TRIM

#182



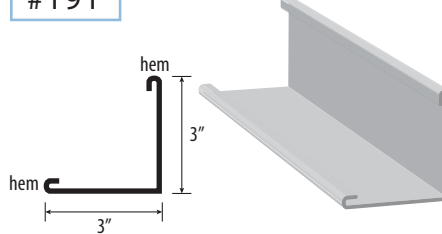
JAM TRIM

#183



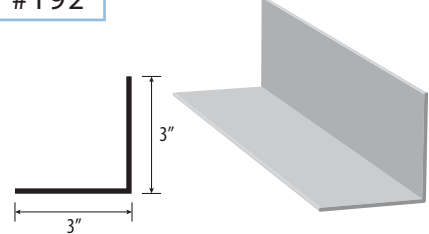
3X3 W/HEM

#191



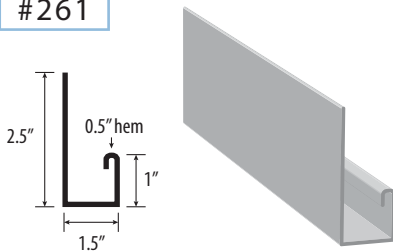
3X3 NO HEM

#192



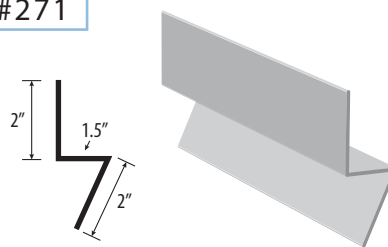
"R" J TRIM

#261



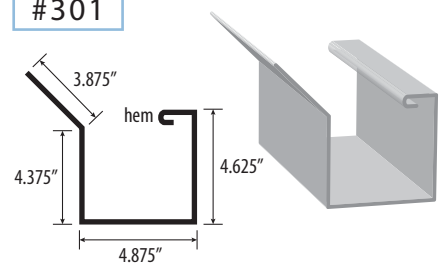
"R" RAT GUARD

#271



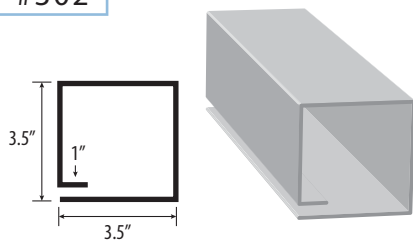
GUTTER W/STRAP

#301



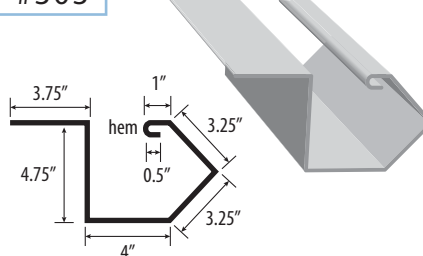
DOWN SPOUT

#302



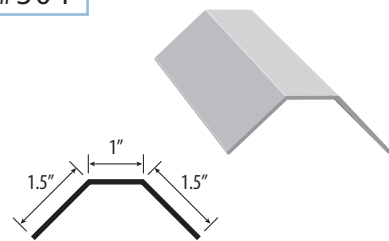
PRO-GUTTER

#303



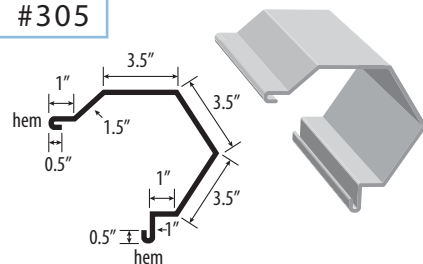
PRO-STRAP

#304



PRO-RAKE

#305



CUSTOM MADE TRIM

Custom trim is cut to 10' long and maximum width is 42".


Please contact any of our locations for assistance placing custom orders.

501.728.2122





*Serving Central Arkansas
for over 15 years!*



SEARCY

1520 E. Booth
Searcy, AR 72143
501.268.7174

BATESVILLE

1227 Batesville Blvd.
Batesville, AR 72501
870.251.3511

GREENBRIER

1393 Hwy 65
Damascus, AR 72039
501.581.0127

MAYFLOWER

572 Hwy 365 South
Mayflower, AR 72106
501.470.9423

BRYANT

22136 Int 30
Bryant, AR 72022
501.847.2323

JACKSONVILLE

6107 John Harden Dr.
Jacksonville, AR 72076
501.241.1058

RUSSELLVILLE

3315 Ease C St.
Russellville, AR 72802
479.967.2668

JONESBORO

6207 Hwy 1 S
Jonesboro, AR 72404
870.933.2009

STEPROCK

4061 Hwy 157
Steprock, AR 72081
501.728.2122

HEBER SPRINGS

2114 Hwy 25 B
Heber Springs, AR 72543
501-362-2000

PINE BLUFF

3414 Us 65 South
Pine Bluff, AR 71601
870-534-7663