

ROOFING

SUPPLY

RESIDENTIAL & COMMERCIAL
TRIM PROFILE CATALOG

Don't just dream it, build it!

METAL ROOFING SUPPLY

4061 Highway 157 // Steprock, AR 72081

501.728.2122 // metalroofingsupply.org

LOCATIONS

STEPROCK (MAIN OFFICE)

4061 Highway 157 / Steprock, AR 72081

501.728.2122

BATESVILLE

1227 Batesville Blvd / Batesville, AR 72501

870.251.3511

BRYANT

22136 Interstate 30 / Bryant, AR 72022

501.847.2323

FORT SMITH

8601 US Hwy 271 S / Fort Smith, AR 72908

479.649.7663

GREENBRIER

1393 Highway 65 / Damascus, AR 72039

501.581.0127

HEBER SPRINGS

2114 Hwy 25 B / Heber Springs, AR 72543

501.362.2000

JACKSONVILLE

6107 John Harden Dr / Jacksonville, AR 72076

501.241.1058

JONESBORO

6207 Highway 1 S / Jonesboro, AR 72404

870.933.2009

MAYFLOWER

572 Hwy 365 S / Mayflower, AR 72106

501.470.9423

PINE BLUFF

3414 US 65 S / Pine Bluff, AR 71601

870.534.7663

RUSSELLVILLE

3315 E. "C" Street / Russellville, AR 72802

479.967.2668

SEARCY

1520 E. Booth Rd / Searcy, AR 72143

501.268.7987



METAL ROOFING SUPPLY has been supplying metal to Central Arkansas and surrounding areas for over 30 years. We provide a friendly environment, clean atmosphere and quality products. Our customers have come to depend on us because we are a manufacturer and can have their products completed anywhere between 24-48 hours at our plant.

Although we do not install, we do have names of professional installers for whom we may provide numbers.

We believe in providing our customers with the best quality metal at the lowest prices.



CONSTRUCTION BY: STEVENS COMMERCIAL & RESIDENTIAL CONTRACTORS

RESIDENTIAL & COMMERCIAL TRIM COMPONENTS

The diagram above shows various flashings commonly used on most roofs. Exact flashings you need will vary by your roof and type of metal roofing you are using. Please speak to one of our Sales Representatives for help answering any questions regarding ordering correct trim components.



RIDGE CAP	1
RAKE	2
HIP CAP	3
EAVE	4
ENDWALL	5
VALLEY	6
SIDEWALL	7

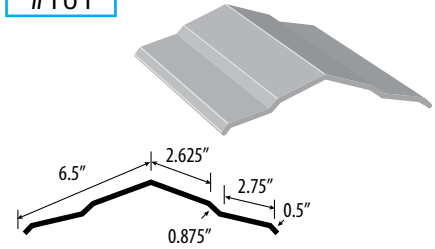
RESIDENTIAL TRIM PROFILES

Metal roofs provide a distinctive design to your home's exterior, they are extremely durable and will last for years.

Metal Roofing Supply offers a variety of color, panel and trim options to give you the look you want. If you have any questions please contact one of our sales representatives and they will be happy to assist you.

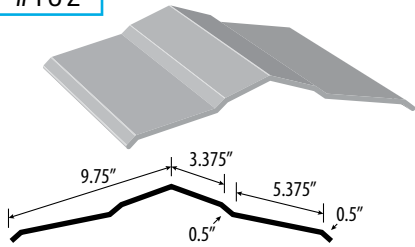
RIDGE CAP

#101



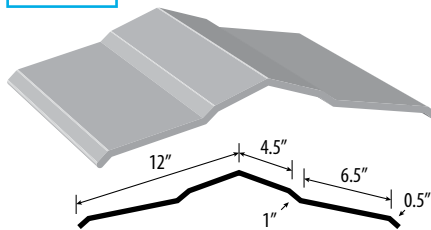
EXTRA WIDE RIDGE CAP

#102



BIG MAC RIDGE CAP

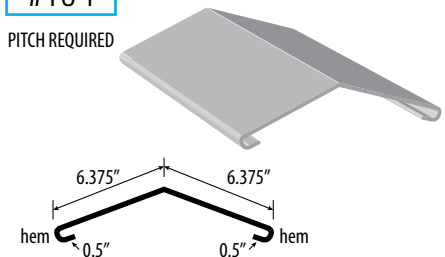
#103



HIP CAP

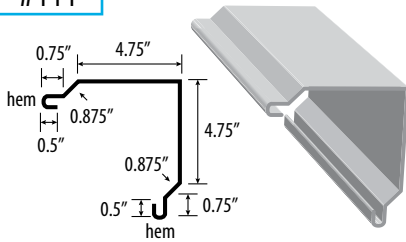
#104

PITCH REQUIRED



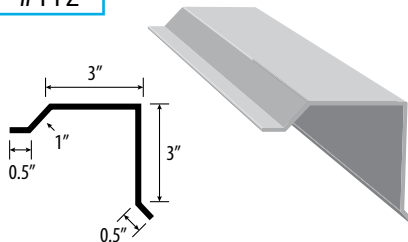
RAKE & CORNER

#111



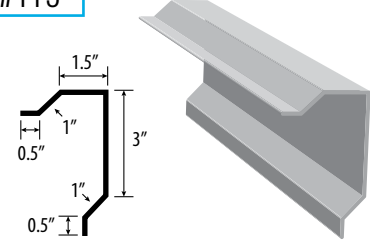
RESIDENTIAL RAKE

#112



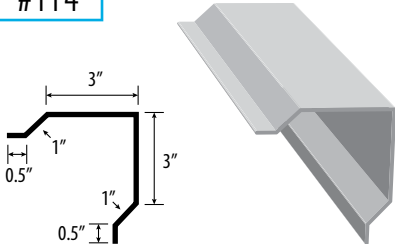
NARROW RAKE

#113



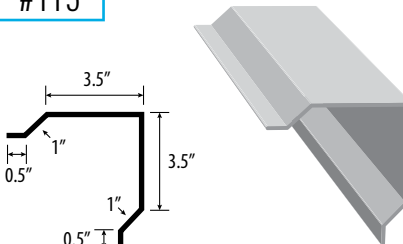
4.5" RAKE

#114



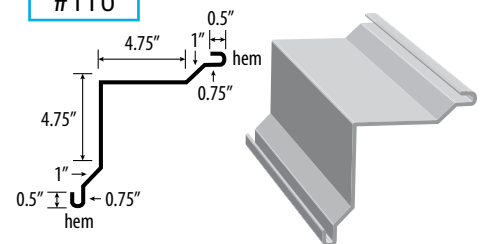
5" RAKE

#115



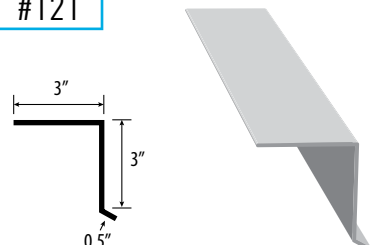
INSIDE CORNER

#116



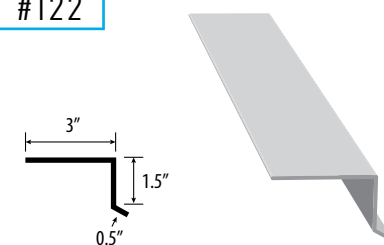
RESIDENTIAL EAVE

#121



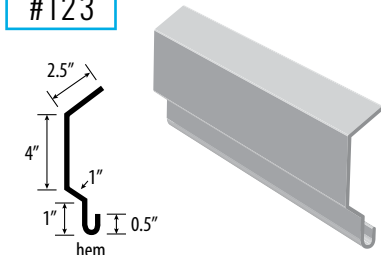
SHORT RESIDENTIAL EAVE

#122

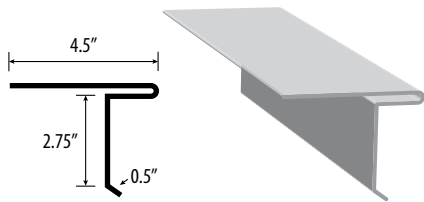


FASCIA

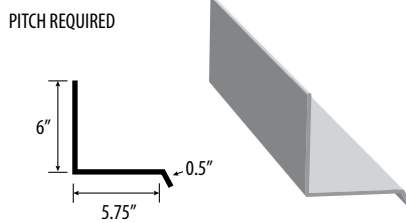
#123



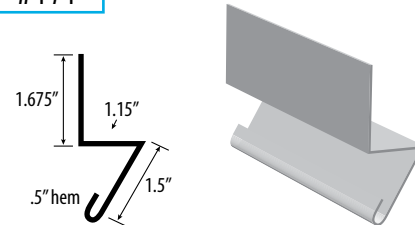
T-DRIP
#124



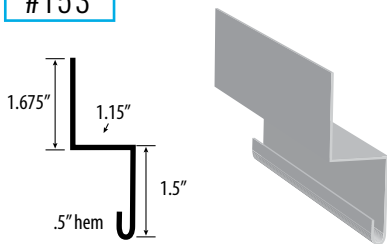
ENDWALL
#131



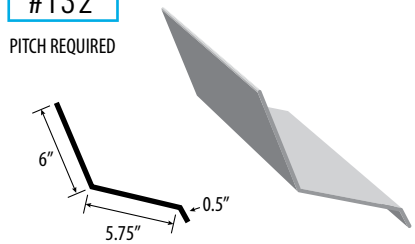
RAT GUARD
#171



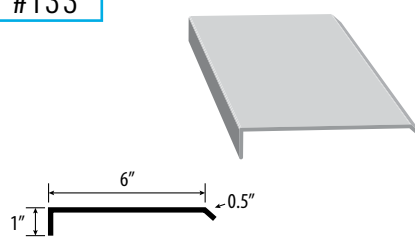
Z- BAR
#153



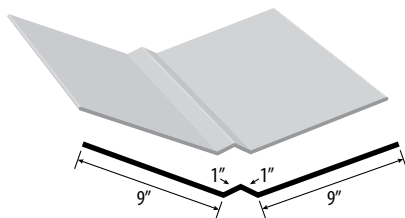
PITCH BREAK
#132



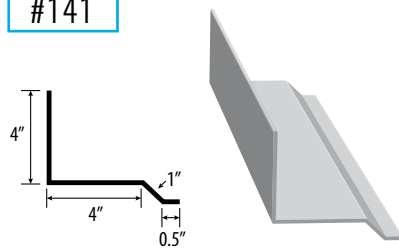
J ENDWALL
#133



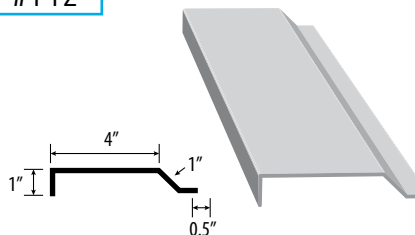
VALLEY
#151



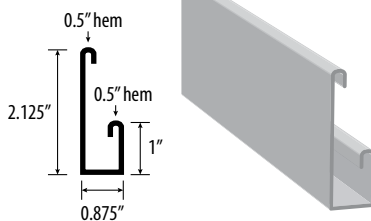
SIDEWALL
#141



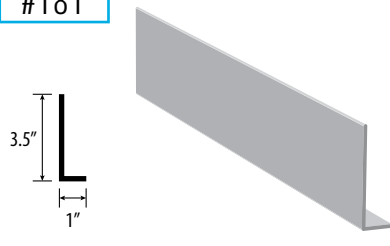
J SIDEWALL
#142



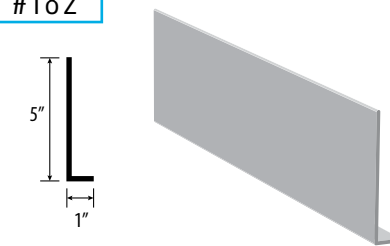
J TRIM
#161




JAM TRIM
#181



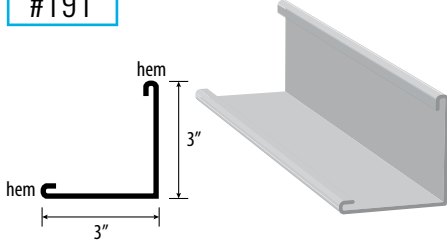
JAM TRIM
#182



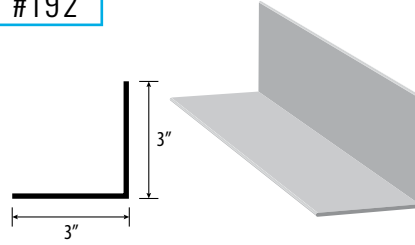
JAM TRIM
#183



3X3 W/HEM
#191



3X3 NO HEM
#192



COMMERCIAL TRIM PROFILES

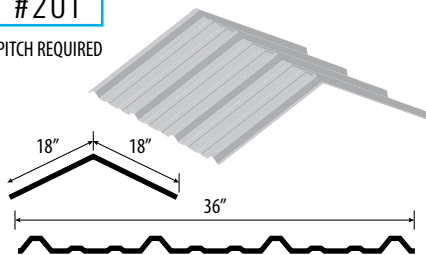
Metal roofs provide a distinctive design to your business' exterior, they are extremely durable and will last for years.

Metal Roofing Supply offers custom made trim if needed, because we are a manufacturer we can have your order ready between 24-48 hours. Custom trim can be cut anywhere from 10'-30' long and maximum width is 42". Please contact any of our locations for assistance.

"R" FORMED RIDGE

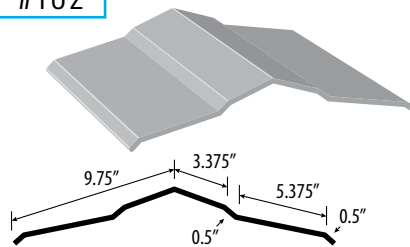
#201

PITCH REQUIRED



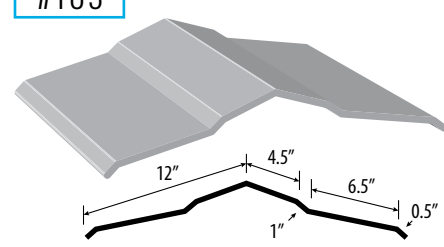
EXTRA WIDE RIDGE CAP

#102



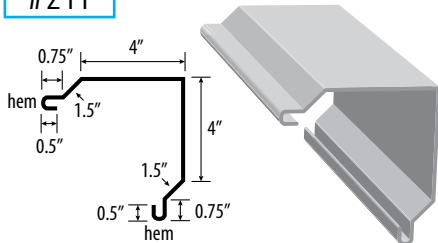
BIG MAC RIDGE CAP

#103



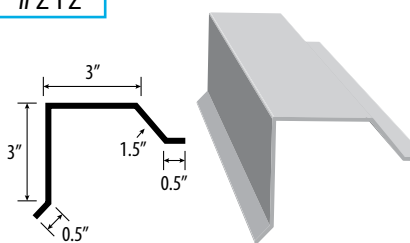
"R" RAKE CORNER

#211



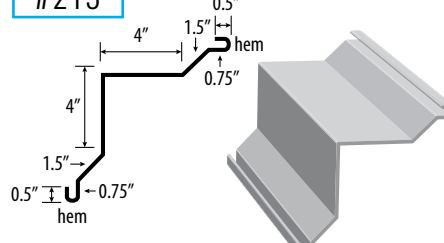
"R" RESIDENTIAL RAKE

#212



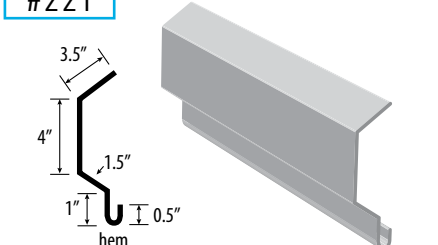
"R" INSIDE CORNER

#213



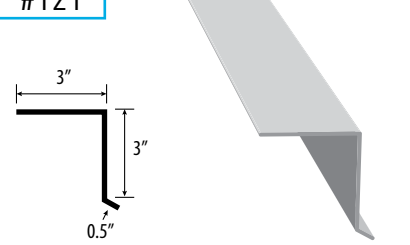
"R" FASCIA

#221



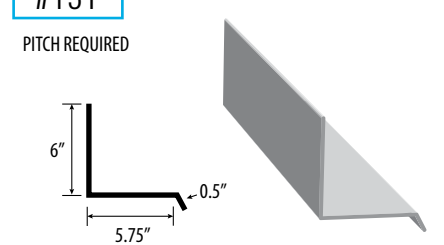
RESIDENTIAL EAVE

#121



ENDWALL

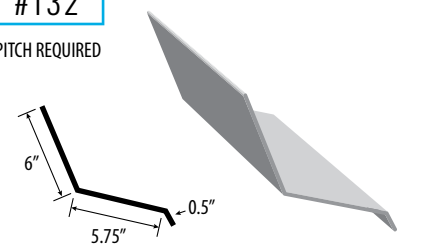
#131



PITCH BREAK

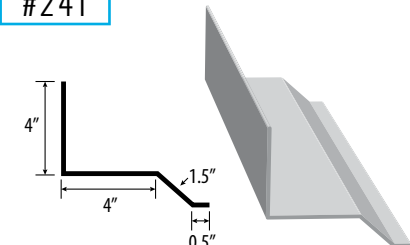
#132

PITCH REQUIRED



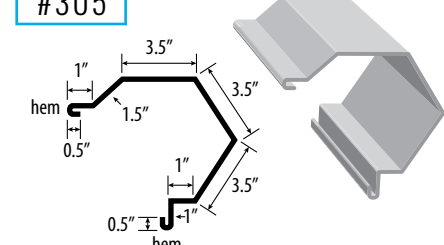
"R" SIDEWALL

#241



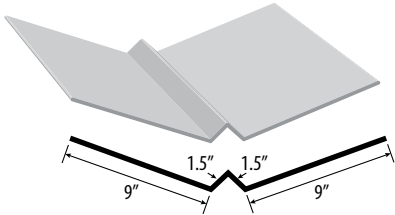
PRO-RAKE

#305




"R" VALLEY

#251



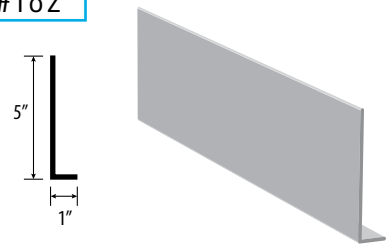
JAM TRIM

#181




JAM TRIM

#182



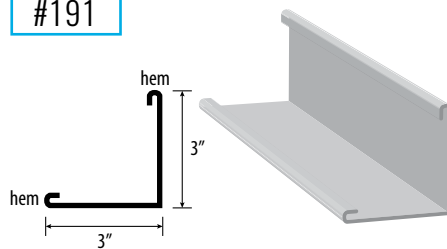
JAM TRIM

#183



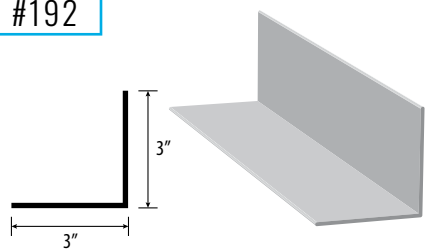
3X3 W/HEM

#191



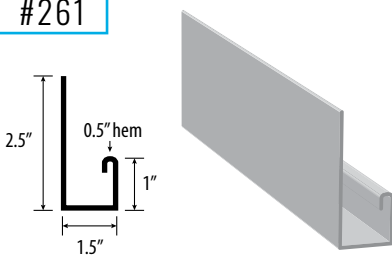
3X3 NO HEM

#192



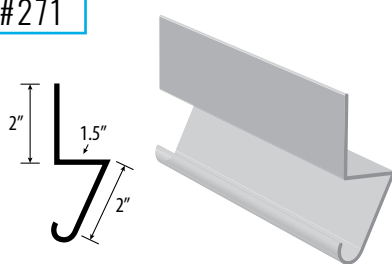
"R" J TRIM

#261



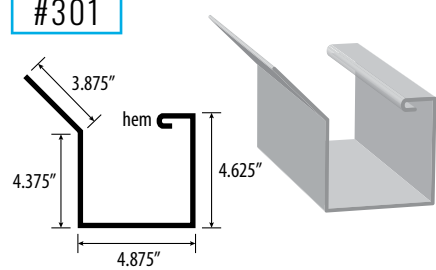
"R" RAT GUARD

#271



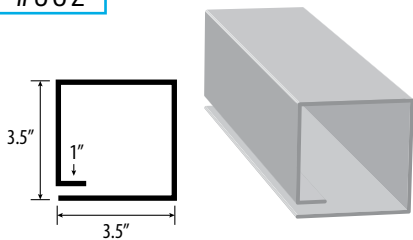
GUTTER W/STRAP

#301



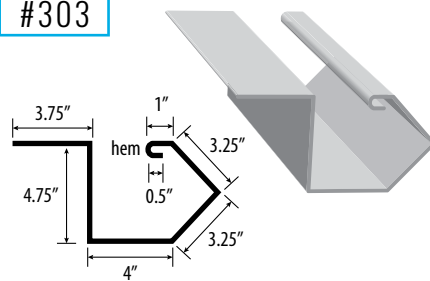
DOWN SPOUT

#302



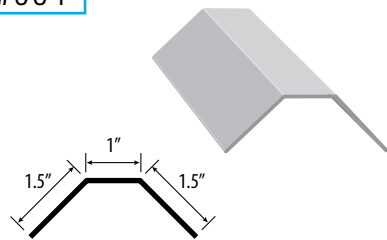
PRO-GUTTER

#303



PRO-STRAP

#304



CUSTOM MADE TRIM

Custom trim can be cut anywhere from 10'-30' long and maximum width is 42".
Please contact any of our locations for assistance placing custom orders.

501.728.2122



METAL
ROOFING SUPPLY

SERVING CENTRAL ARKANSAS
FOR OVER 30 YEARS

501.728.2122